

Check Valves - SCVU, SCVF, SCVM Series



SCVU, SCVF, SCVM Series

Materials of Construction

No.	Description	316SS Valve
1	Inlet Body	316SS
2	Outlet Body	316SS
3	O-Ring	Viton
4	Gasket	304SS (12T,16T)
5	Poppet	316SS
6	Spring	302SS

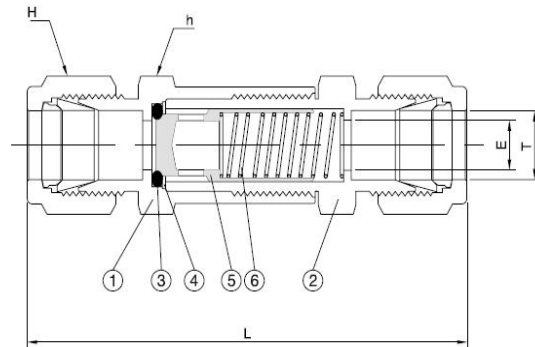


Table of Dimension

SCVU Series

Unit : mm

Part No.	Applicable Tube		E	L	h		H	
	Nom	O.D			in	mm	in	mm
04-SCVU	1/4	6.35	4.8	61.2	5/8	15.87	9/16	14.28
06-SCVU	3/8	9.52	7.0	82.7	7/8	22.22	11/16	17.46
08-SCVU	1/2	12.70	10.0	87.3	7/8	22.22	7/8	22.22
12-SCVU	3/4	19.05	16.0	91.6	1-1/4	31.75	1-1/8	28.57
16-SCVU	1	25.40	19.5	120.0	1-3/8	34.92	1-1/2	38.10
M06-SCVU	6	6	4.8	61.2	15.87		14.28	
M08-SCVU	8	8	6.4	61.8	15.87		15.87	
M10-SCVU	10	10	8.0	81.7	22.22		19.05	
M12-SCVU	12	12	9.5	87.3	22.22		22.22	
M25-SCVU	25	25	19.5	120.0	34.92		38.10	

SCVF, SCVM Series

Unit : mm

Part No.	P (NPT)	E	L	h	
				in	mm
SCVF-04N	1/4	4.8	54.8	5/8	15.87
SCVF-06N	3/8	7.0	76.2	7/8	22.22
SCVF-08N	1/2	7.0	90.5	7/8	22.22
SCVF-12N	3/4	16.0	87.5	1-1/4	31.75
SCVF-16N	1	19.5	123.0	1-3/8	34.92
SCVM-04N	1/4	4.8	53.2	5/8	15.87
SCVM-06N	3/8	7.0	70.6	7/8	22.22
SCVM-08N	1/2	7.0	80.2	7/8	22.22
SCVM-12N	3/4	16.0	86.0	1-1/4	31.75
SCVM-16N	1	19.5	115.0	1-3/8	34.92

Male ISO Tapered Threads are available for all SCVF, SCVM Series. Add "R" as a suffix instead of "N"
 Note : Dimensions are reference only, subject to change without prior notice.


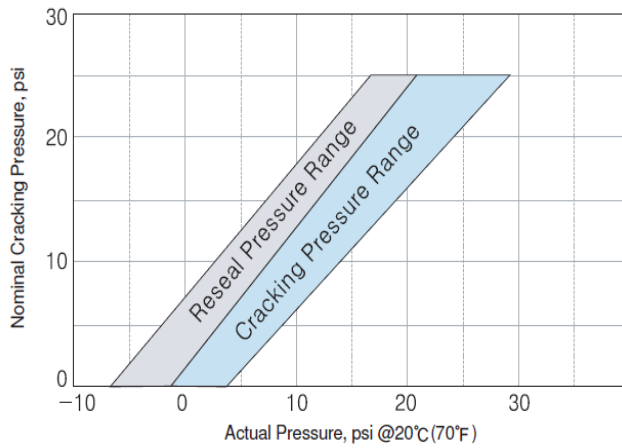
Check Valves · Technical Data



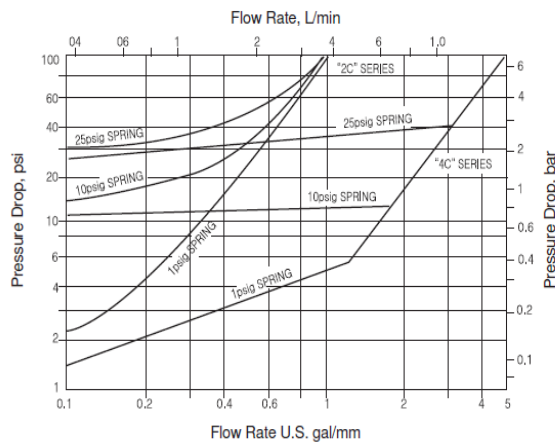
Max · Working Pressure / Back Pressure

Part No.	Pressure (psi)			L
	Nominal Cracking	Max Working Pressure @21°C(71°F)	Max Back Pressure	
SCVU-02T	1, 10, 25	3000	1000	0.47
SCVU-04T				0.47
SCVU-06T				1.47
SCVU-08T	1,10,15, 25	2000	200	1.68
SCVU-12T				4.48
SCVU-16T				4.48

Cracking Pressure & Reseal Pressure



02T & 04T Series



02T & 04T Series

